


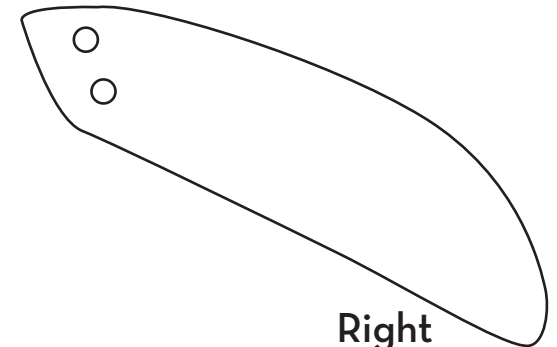
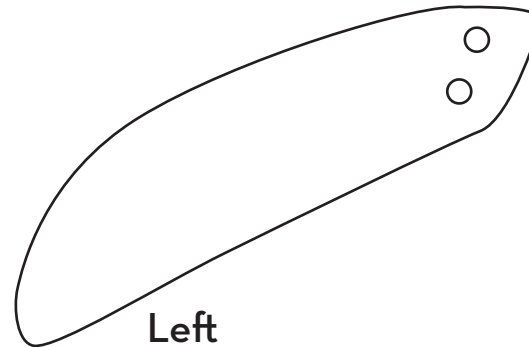


Turtle Tub Toy

Head



Front Legs



Instructions

1. Cut head, front legs, and back legs out of brown craft foam.
2. Punch holes on the head and four legs as shown on the pattern.
3. Punch holes through the coffee lid to match up with the holes on the head and legs.
4. Attach head and legs to coffee lid with twisty ties.
5. Cover holes and decorate with the shapes you cut out of yellow and green craft foam.

Back Legs

