




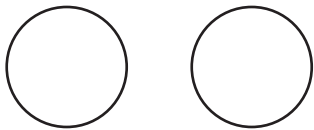
# Feed the Bear



## Feed the Bear

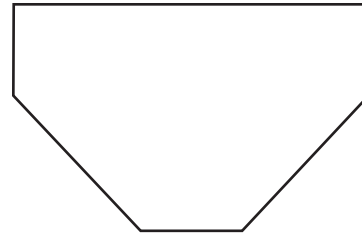
### Eyes

(Cut from black foam.)



### Nose

(Cut from black foam.)



### Instructions:

1. Glue a piece of black or brown construction paper to a sheet of heavy card stock. Allow time to dry.
2. Use this pattern to trace and cut the bear's head out of the paper and cardboard you've just glued together.
3. Cut out the bear's mouth from the head.
4. Cut out the eyes and nose from black foam. Glue eyes and nose onto the bear's head and draw the rest of the face with crayons.
5. Cut a round hole in the top and bottom of the box. Glue the bear's face onto the top of the box.
6. Take turns tossing "blueberries" into the bear's mouth.