

DAN AYKROYD
as **Yogi Bear**

JUSTIN TIMBERLAKE
as **Boo Boo**

Life's a pic-a-nic.

YOGI BEAR™



DECEMBER 17 3D in select theaters

PG PARENTAL GUIDANCE SUGGESTED
SOME MATERIAL MAY BE INAPPROPRIATE FOR CHILDREN
SOME MILD RUDE HUMOR

www.yogibear.com "Yogi Bear" and all related indicia are trademarks and copyright of Hanna-Barbera Productions, Inc.

WARNER BROS. PICTURES
©2010 Warner Bros. Inc. All Rights Reserved.



Activities for Kids and Families

Have a "pic-a-nic basket" of outdoor fun!

www.nwf.org/yogibear

YOGI BEAR

Hey, Kids!

Everyone's favorite pic-a-nic basket-stealing bear comes to the big screen in *Yogi Bear*, a 3D adventure in theaters December 17th.

Jellystone Park™ has been losing business so greedy Mayor Brown decides to shut it down and sell the land. That means families will no longer be able to enjoy being outdoors in this beautiful place — and, even worse, Yogi and his pal Boo Boo will be tossed out of the only home they've ever known. Faced with his biggest challenge ever, Yogi must prove that he really is "smarter than the average bear" as he and Boo Boo join forces with Ranger Smith to find a way to save the park from closing forever.

National Wildlife Federation is teaming up with the film *Yogi Bear* to extend the movie's lessons and inspire kids and families to learn about wildlife and to get outside in their own neighborhood or favorite park.

Ask your parents and teachers to check out www.nwf.org/yogibear. They will find activities just for them and ways to help wildlife too.

Now turn the page and have some outdoor fun!

About National Wildlife Federation

National Wildlife Federation inspires Americans to protect wildlife for our children's future. For more than 70 years, NWF has been connecting people of all ages with nature through award-winning education programs and resources, including the children's magazines *Wild Animal Baby*®, *Your Big Backyard*®, and *Ranger Rick*®.

Our mission is to return to our nation's children their connection to the natural world. Kids today spend twice as much time indoors as their parents did, missing out on the simple pleasures and lasting mental and physical health benefits of daily outdoor time. Be Out There's practical tools for families, schools and communities will make being outdoors a fun, healthy and automatic part of everyday life. www.beoutthere.org



About this Guide:

National Wildlife Federation has created this guide to help you explore the themes of the film *Yogi Bear*. There are activities designed for kids and families to do together, and links to National Wildlife Federation's programs to learn about wildlife and get outdoors. Get outside and have fun!

Table of Contents

Fun Things To Do

Visit A Park Near You.....	3
Become A Journalist	4
Alphabet Hunt	4
Make a Great Cave	4
Get Outdoors and Photograph Nature.....	5
Perfect Picnic Word Search.....	6
Not Your Average Bear Word Puzzle.....	7
Cross-Bear Puzzle.....	8
National Parks Word Puzzle	9
Help Wildlife and Parks.	10

Fun Things To Make

Pledge to Help Wildlife.	11
Feed the Bear Toss.....	12
Bear Chow	14
Let's Draw a Bear!.....	15

CREDITS:

This guide was developed by
National Wildlife Federation.

Written by: Carey Stanton, Kate Hofmann

Review by: Kevin Coyle, Shell Rumohr

Art design by: Joe Warwick

"Yogi Bear" and all related indicia are trademarks and copyright of Hanna-Barbera Productions, Inc.

© 2010 Warner Bros. Ent. Inc. All Right Reserved

©2010 National Wildlife Federation. Permission granted for non-commercial educational uses only. All other rights reserved.

FUN THINGS TO DO

Become a journalist

In *Yogi Bear*, Rachel is a journalist and filmmaker. You can follow her example and tell a story about places and animals that matter to you! Take pictures of your favorite park! It could be a big national park or your neighborhood greenspace, as long as you take the photo yourself. You and your parents can share your photos at www.nwf.org/yogibear. Join the Wild Places Flickr group and tag your photos "yogibear," which allows others to see your photos on the Yogi Bear page!

Share the list of helpful tips on the following page with your parents and get them involved. You can even tell a teacher and make it a class project.

Find more helpful hints in our wildlife and nature photography tips center! www.nwf.org/phototips

Yogi Bear's Alphabet Hunt

Yogi Bear is smarter than the average bear. Here's a fun game to play outside:

Look for Nature's alphabet! Once you begin to look, letter shapes pop out everywhere.

Letters are hiding on the ground, in the trees, on the water, and in the sky. For example, a branch can form a "Y," a vine can form an "S," and a blade of grass can form an "I." Once you begin to look at the world this way, letter shapes pop out at you from everywhere!

Find the letters in your first name. Then look for the rest of the alphabet!

Make a great Bear Cave

Yogi Bear has an amazing bear cave. You, too, can make a great cave! All you need is a little creativity (and permission from a grownup).

- **Lean-to** Find a low tree branch. Hang a tarp or blanket over it or lean sticks against it.
- **Teepee** Gather three or more long sticks. Tie them together at the top and stand them up. Make walls with a blanket, a tarp, or more sticks.
- **Hedge house** Find a bush or hedge with space underneath, and crawl right in.
- **Snow cave** If there's snow outside, pile it up and hollow out a little den.
- **Indoor fort** Use sheets, blankets, beach towels, pillows, or boxes to construct an inside hideout.

Did You Know?

Animal homes include burrows, dens, tree holes, nests, and lodges. These homes provide animals with shelter from weather and predators, as well as places to raise their young.



FUN THINGS TO DO

Tips for parents to get kids outdoors and photographing nature

The camera: Buy—or better yet, pass on—a camera that is good enough to take decent photographs. Nothing discourages a budding photographer like poor-quality results.

Make sure the camera is durable enough to withstand some abuse and simple enough to be easily used by your child.

Keep it inexpensive—you don't want to end up heartbroken if the new camera ends up submerged in a mud puddle.

Don't seek out a "kid's" camera. Many cameras created for and marketed to children are not as good as similarly priced adult cameras.

The basics: Give your child some simple instruction in how to use the camera, but don't expect perfection.

Teach how to focus—most inexpensive cameras have at least a short shutter delay, so make sure your child knows to keep her finger on the shutter button until the photo is taken.

Show your child a fuzzy photo and a sharp one, and explain the difference.

Emphasize that a sharp photograph generally requires stillness. Teach your child to keep the hand supporting the camera still while gently pressing the shutter button with the other hand.

Get out there: Make a point of getting your kid—and the camera—outside often.

Think small. When we think of wildlife photography, we tend to think of bears, giraffes, elephants—animals that are both large and inaccessible to most of us. Point out to your budding photographer the wildlife and plant life that surrounds us all: butterflies in the backyard, worms in the garden soil, and wildflowers and trees in local parks. These all make wonderful subjects for photography.

Encourage your child to get close to his subjects (within reason). Not only will this make for better photos, it will also get him more engaged with the plants and animals he is photographing.

Turn your outings into a game. Make a list of colors, shapes or different items found in nature, then challenge your child to find and photograph them. For a little friendly competition among siblings or friends, plan a photo scavenger hunt!

Make it educational. When you return home with the photos, spend some time with wildlife or flower guides (or your computer) and help your child identify the species he photographed.

Last, and most important, teach your child to respect and appreciate nature: Delicate wildflowers should not be trampled, even for a great photo of a butterfly. Baby birds should be left undisturbed in their nests. This will quickly become second nature to your child, and you will probably find that your aspiring photographer is also becoming a passionate naturalist.

Helpful Links:

Join our Facebook community at
www.facebook.com/nationalwildlife.

Visit our Nature and Wildlife
Photography Tips Center at
www.nwf.org/phototips.

Enter our photo contests at
www.nwf.org/PhotoZone.



FUN THINGS TO DO

Yogi Bear's Perfect Pic-a-nic

In North America, brown bears are often called grizzly bears. When a grizzly isn't hibernating, it's mostly searching for food. Sounds like Yogi Bear and Boo Boo!

Once in a while, a bear might catch and eat a furry or feathered animal. But it fills up mostly on plant parts and insects. Help a hungry bear find everything on the menu below in this word search!

Please note: Don't feed the bears! While it is a funny part of the film, real bears should not eat food from people.

What You Do:

1. Find each of the words below in the search box!
2. Bonus: Find an uncircled word in the third-from-bottom row that finishes this sentence:

To find insects and grubs, a bear can use its sharp claws to rip apart rotten _ _ _ _ .

Ants	Carrion <i>(dead animals)</i>	Flowers	Leaves	Squirrels
Apples	Cherries	Frogs	Melons	Termites
Bees	Corn	Garbage	Mice	Twigs
Birds	Eggs	Grapes	Mushrooms	Wasps
Blackberries	Fawns	Grass	Nuts	
Blueberries	Fish	Honey	Peaches	



FUN THINGS TO DO:

Not Your Average Bear!

Yogi Bear and Boo Boo belong to a big bear family. There are eight different kinds of bears in the world, and here they all are!

giant **PANDA**

Asiatic **BLACK** bear

SPECTACLED bear

SLOTH bear

SUN bear

POLAR bear

AMERICAN black bear

BROWN bear

Write one word from each bear's name (the word in ALL CAPITAL LETTERS) in the rows below. Use the scrambled hints to get the right names in the right rows.

1.									
2.									(KLABC)
3.									
4.									(ROLAP)
5.									(DANAP)
6.									(ROBWN)
7.									(THOSL)
8.									

Now copy the letters in the yellow boxes in order into the blanks below to solve this riddle:

Pandas are the most endangered bears, but some of the others are in trouble, too. What would the world be without them?

--	--	--	--	--	--	--	--	--	--

Did You Know?

Brown bear cubs will stay with their mom until they are two or three years old.




Cross-Bear Puzzle

Across

1. A giant ____ is a big black-and-white bear from China.
4. Brown bears often eat these butterfly relatives.
7. One kind of black bear.
8. Polar bears often ____ in the Arctic Ocean.
9. A sharp "nail" on a bear's paw.
12. A bear cub might climb up a ____.
13. Some bears sleep deeply, or _____, through the winter.
15. An angry bear might growl or _____.
16. There are two kinds of _____ bears: American and Asiatic.
19. Black bears usually ____ more plants than meat.
20. A kind of fish that brown bears often eat. (choose from sucker, shrike, shiner, salmon)
21. Polar bears hunt this ocean mammal.

Down

1. A ____ bear is a white bear of the Far North.
2. A sun bear often sleeps in a ____ of broken branches.
3. The only U.S. state where wild polar bears live.
5. Sweet stuff that many bears eat.
6. Some grizzly bears are also called ____ bears.
9. Asian country where pandas live.
10. Opposite of "play."
11. Summer food for black bears. (choose from cougars, falcons, berries, benches)
12. Kind of insect that sloth bears eat.
14. Full-grown, or _____ male bears sometimes attack young bears.
16. Insects that make 5 Down.
17. Don't panic if you see a wild bear. Stay _____.
18. Bears often hibernate or give birth in a _____



FUN THINGS TO DO

National Parks National Treasures

Jellystone Park™ is a made-up national park. But there are 58 real national parks in the United States! Use the clues to help you identify a few of them.

- A.** This park in California is known for its tall granite cliffs and waterfalls. What is its name? _ _ _ _ _ **1**
- B.** There's an active volcano in Hawaii's national park. What other park has an active volcano? (Hint: It's in Washington State, north of Crater Lake National Park.) _ _ _ _ _ **2**
- C.** The country's hottest and driest park is on the border between California and Nevada. What is its name? _ _ _ _ _ **3** _ _ _ _ _ **4**
- D.** Acadia and Isle Royale are island parks. Name another park located on an island. _ _ _ _ _ **5** _ _ _ _ _ **6**
- E.** Which park is closest to the nation's capital? _ _ _ _ _ **7**
- F.** In which park can you paddle through a giant wetland? _ _ _ _ _ **8**
- G.** In which park can you ride a mule or go river-rafting? _ _ _ _ _ **9** _ _ _ _ _ **10**
- H.** Grizzly bears and wolves live in the western parks of Yellowstone and Glacier. What's a Northern park that has both animals? _ _ _ _ _ **11**

National Parks Clues:

- The highest temperature ever recorded in **Death Valley** National Park was 134°F in 1913.
- **Grand Canyon** National Park is one of the deepest river gorges in the United States. To carry supplies all the way down to the canyon floor, people use mule trains, which are strings of mules led by a rider on the lead mule.
- Mauna Loa, the world's largest volcano, is in **Hawaii Volcanoes** National Park. Mauna Loa is one of five volcanoes that form the island of Hawaii.
- The tallest waterfall in North America is found in **Yosemite** National Park.
- **Denali** National Park is in Alaska's northern wilderness. It is full of wildlife, including large carnivores (meat-eaters).
- **Everglades** National Park is sometimes called the "River of Grass". It gets that name because it is a slow-moving river filled with marsh grasses.
- **Mount Rainier** National Park is both hot and cold—it has a volcano and glaciers!
- **Shenandoah** is the name of a national park, a river, and a song. The park is in Virginia, a state that is next to the District of Columbia.

America's first national park was established in 1872.

Use the number clues to break the code and name this famous park. _ _ _ _ _ **10 8 4 11 7 5 1 2 6 9 3**

FUN THINGS TO DO:

You and Your Family Can Help Wildlife and Parks

Adopt a Wildlife Acre

Wild animals in Yellowstone National Park face serious danger when they wander beyond the park's borders. You can Adopt a Wildlife Acre and help protect them at www.wildlifeacre.nwf.org.

Meet Ranger Rick and find out more about our national parks at www.nwf.org/kids/rangerk/people-and-places/find-out-about-our-national-parks.aspx!

Help Wildlife in Your Own Backyard This Winter!

A few simple changes to your backyard will bring wildlife into view from your windows. Go outside in the crisp winter air to feed the birds, then get cozy inside and watch the show!

Provide Food for Wildlife

Just ask Yogi Bear, everyone needs to eat! Planting native plants, shrubs and trees is the easiest way to provide the leaves, nectar, pollen, berries, seeds and nuts that many species of wildlife need to survive and thrive. You can also add bird feeders and other food sources.

Supply Water for Wildlife

You won't see a real bear waterskiing like Yogi Bear, but all wildlife need clean water sources for many purposes, including drinking, bathing and raising babies. Water sources include natural features such as ponds, lakes, rivers, springs, oceans and wetlands. They also include human-made features such as bird baths, puddling areas for butterflies, installed ponds or rain gardens.

Create Cover for Wildlife

Where does Yogi Bear go when he wants to be just an average bear? All wildlife need places to hide in order to be safe from people, predators and bad weather. You can help them find shelter by adding things such as native vegetation, shrubs, thickets and brush piles, or even dead trees.

Give Wildlife a Place to Raise Their Young

Wildlife also need shelter and a place to raise their babies. Many places used for cover can double as locations where wildlife can raise young, such as wildflower gardens where butterflies and moths lay their eggs and tree holes where birds and squirrels build nests. You can also add bird and bat houses to your yard to give animal families more shelter to choose from.

Helpful Links:

Find lots more about Gardening for Wildlife® and Certified Wildlife Habitat™ at www.nwf.org/habitats.

Find plants native to your area at www.nwf.org/nativeplants.

Learn how wildlife and plants are affected by global warming at www.nwf.org/gardenersguide.



FUN THINGS TO MAKE:

Make your pledge to help wildlife and parks!

Like all wildlife, Yogi Bear and Boo Boo need wild places to live and play. Think of all the reasons wildlife and natural areas such as parks are important to people too. How can you help? Get outside and explore; to learn about local plants and animals where you live. Write a pledge saying what you will do to protect wildlife and then hang it on your door as a daily reminder.

What you need:


- Doorhanger cutout
- Scissors
- Crayons or markers

What you do:

1. Cut out the doorhanger shape on this page, or use it as a pattern to cut the shape out of construction paper, cardboard, or craft foam.
2. Write your pledge to help wildlife and parks on the blank side of the doorhanger.
3. Decorate the doorhanger however you like.
4. If you want, laminate the doorhanger or cover it with clear contact paper to make it more durable.
5. Hang the doorhanger on any door in your home to remind you to keep your pledge and to get outside each day.

Did You Know?

One brown bear can weigh as much as seven grown men.



FUN THINGS TO MAKE:

Feed the Bear

In this fun game, you and your friends take turns feeding Yogi Bear blueberries.

What You Need:

- Yogi Bear cutout (next page)
- Empty, small square facial tissue box
- Cardboard or heavy card stock
- Blue pom-poms
- Scissors and glue

What You Do:

1. Print the photo of Yogi Bear on the next page and glue it to a piece of cardboard or heavy card stock. Allow time to dry.
2. Cut around Yogi Bear's head
3. Cut out Yogi Bear's mouth.
4. Glue Yogi Bear's face with the open mouth over the hole in the tissue box.
5. Fold the cut-out so the box will sit on its side with his tummy as a playing field and his mouth as the target.
6. Take turns tossing "blueberries" (blue pom-poms) into Yogi Bear's mouth.

Did You Know?

Except for moms and cubs, brown bears live alone.





FUN THINGS TO MAKE:

Bear Chow

Bears love to eat fish. They love blueberries, too. Pretend to be a hungry bear when you eat this yummy, healthy fruit snack.

What You Need:

- Cantaloupe
- Blueberries

What You Do:

1. Ask a grownup to help you cut a ½ inch slice of cantaloupe and trim it to look like a fish.
2. Use a piece of blueberry to make an eye for the fish.
3. Place the cantaloupe fish in a “sea” of blueberries.



Did You Know?

Brown bears will eat almost anything, but their favorite dinner is fish.



FUN THINGS TO MAKE:


Let's Draw a Bear!

What You Do:


1.



2.



3.



4.

